

# Annual Business Meeting

**Paul Borek**

*Executive Director*

*15 Years of Service*





# **DeKalb County Economic Development Corporation 2022 4<sup>th</sup> Quarter**

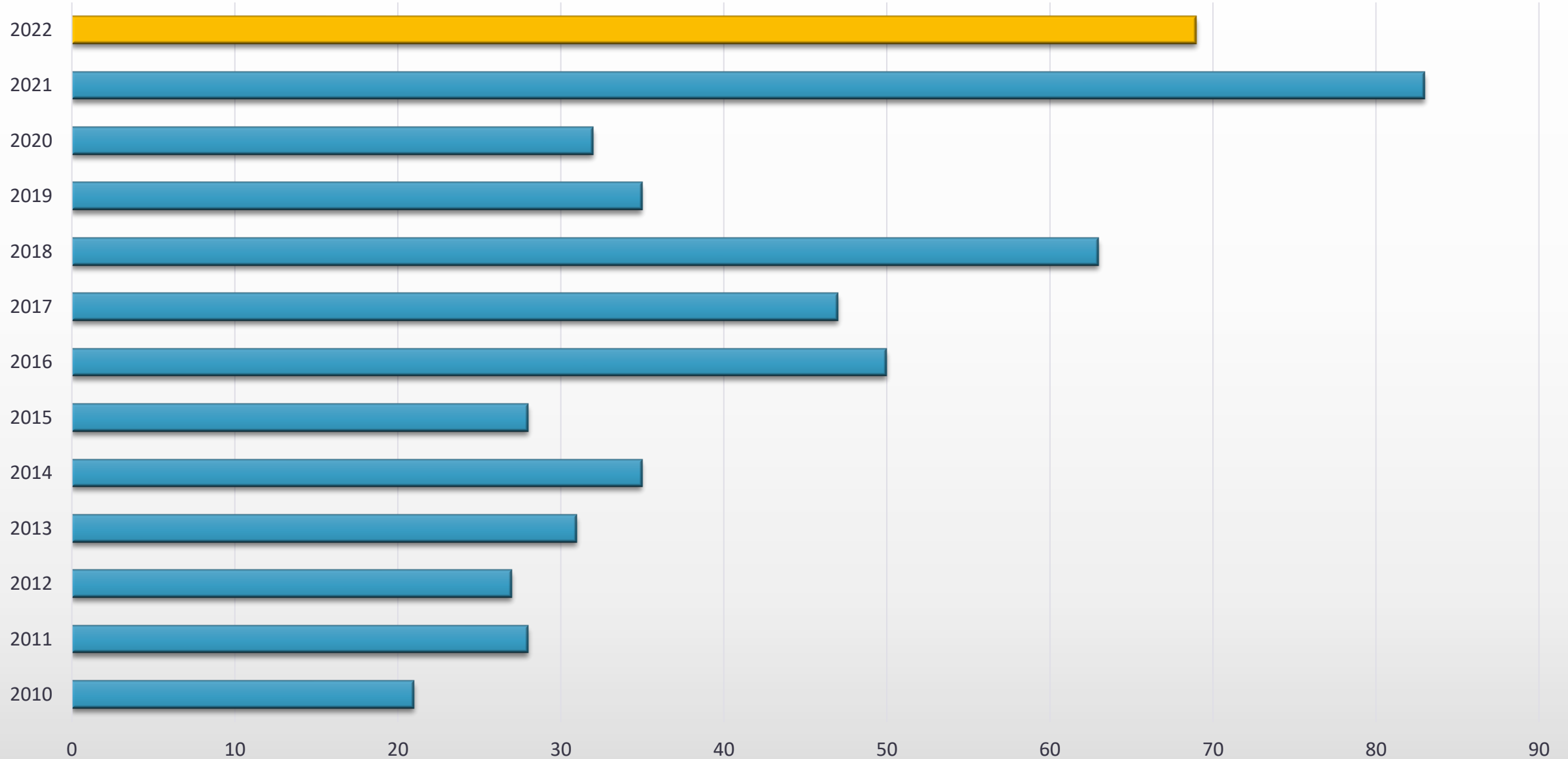
## ***Development Update***

**Paul Borek, Executive Director  
December 15, 2022**

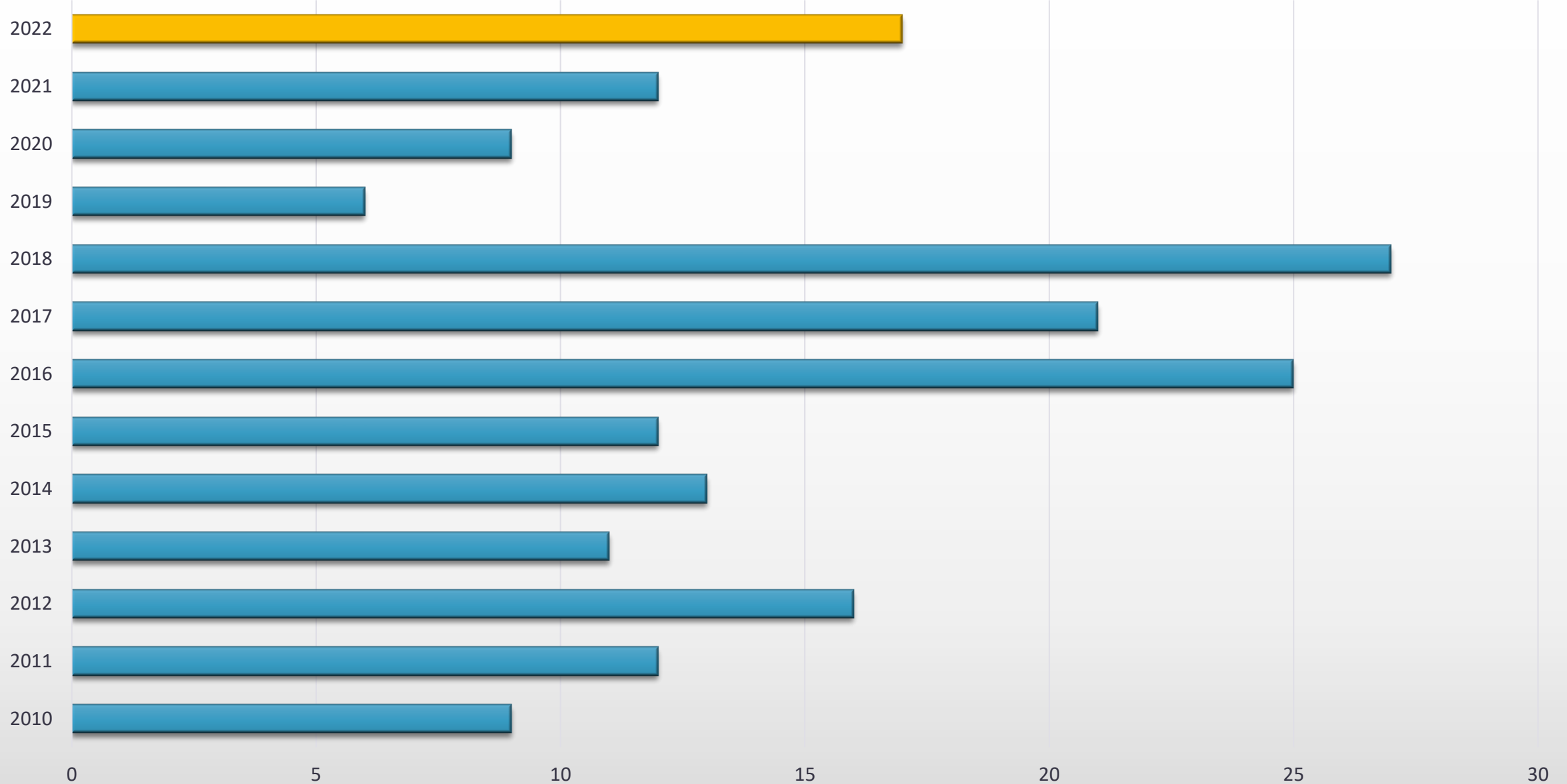
# 2022 Development Volume

- **69 Attraction and Expansion Prospects**
  - *2<sup>nd</sup> to 83 prospects in 2021*
- **17 New Attraction and Expansion Projects**
- **\$826,158,822**
  - *2<sup>nd</sup> Highest Annual Capital Investment in DCEDC history*
- **1,901,068 SF**
  - *3<sup>rd</sup> highest behind 3,000,000 (2020) & 2,200,000 (2021)*

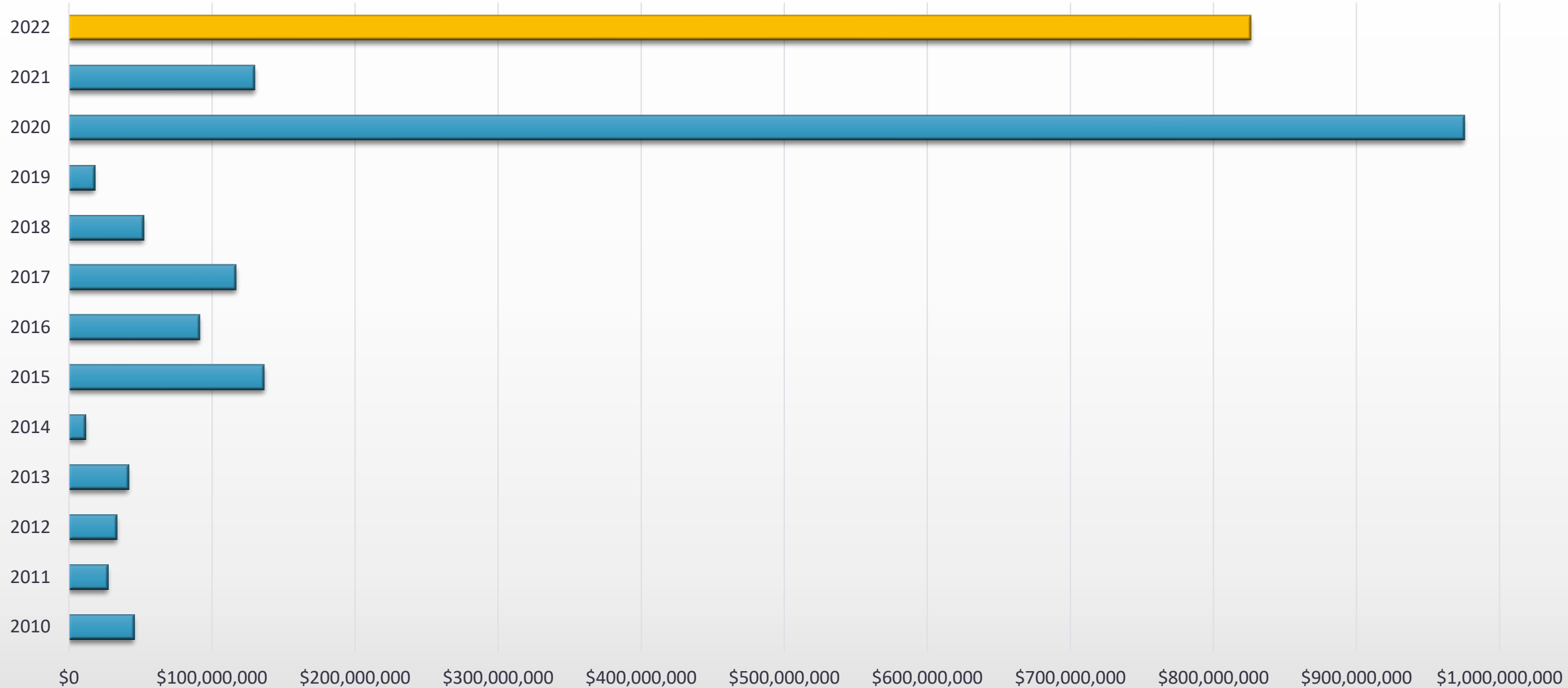
# Industrial Proposals & Expansion Prospects



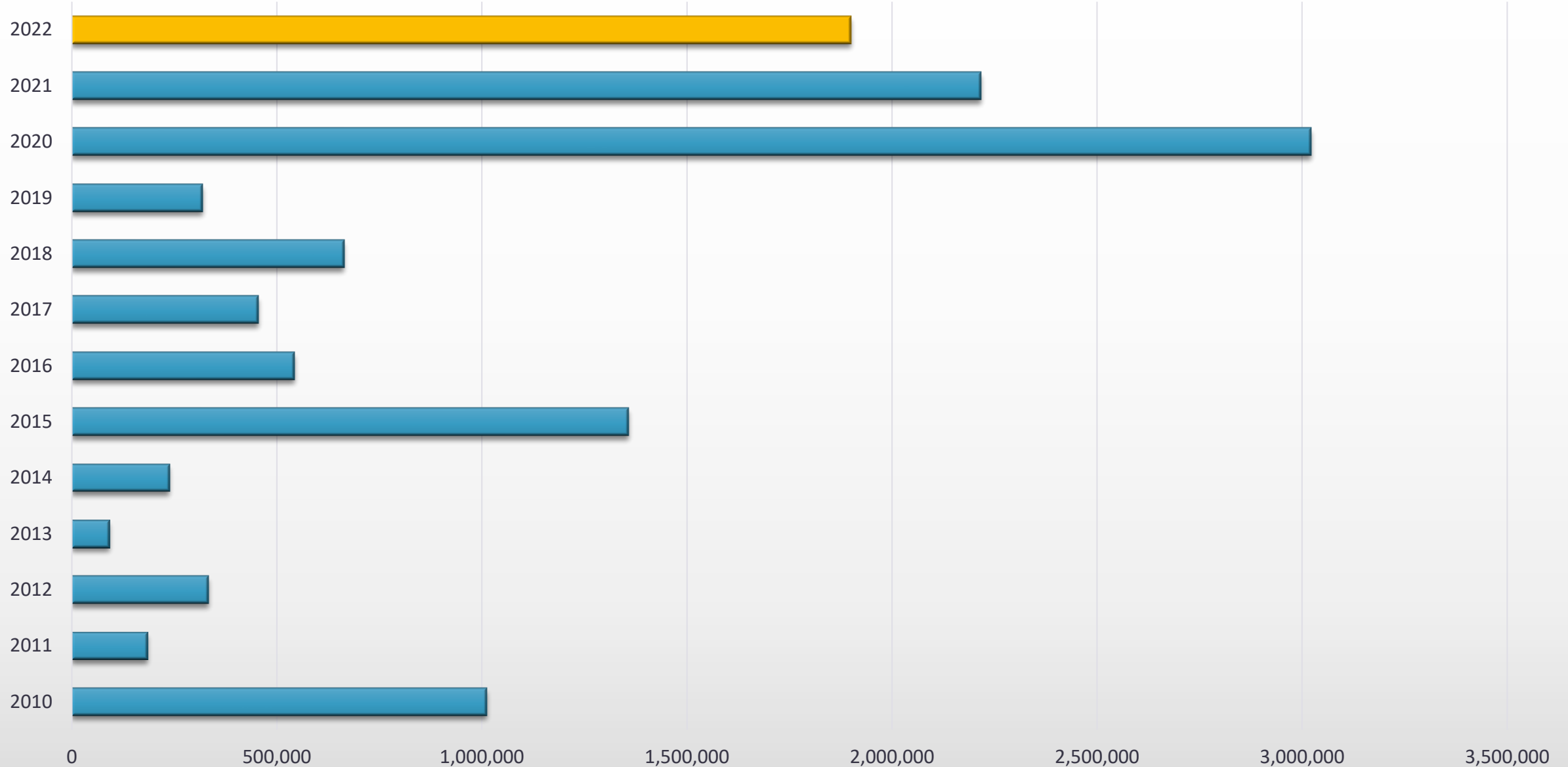
## Total Industrial Projects Initiated



## Capital Investment 2010-2022



# Industrial Construction, Acquisition & Leasing (Square Feet)





# 2022 Projects

## ■ 9 Local Industrial Expansions

- Meta (Facebook)/ChicagoWest Business Center,
- BCM Industrial Park,
- Crafcu Buildings & Land Acquisition,
- Cole Pallet,
- Custom Aluminum Products,
- Innovative Growers,
- Mortenson in Park 88,
- The Suter Company/Sycamore Prairie Business Park



# 2022 Projects

## ■ 8 New Business Attraction Projects

- Amazon/Chicago West Business Center,
- Phoenix Investors,
- DQH DeKalb Acquisition,
- Silverthorne Builders/Sycamore Prairie Business Park,
- A1 Storage,
- SunVest Solar,
- Bitcube,
- KTL Trucking and
- Self-Storage DeKalb.

# DeKalb County Industrial Development

	Investment	Volume (sq. ft.)	Job Creation
1987-2019 Development	\$ 2,068,403,000	10,871,550	14,011
2020-2022 Development	\$ 1,931,723,942	7,141,360	1,129

# Industrial Development Pipeline

	Investment	Volume (sq. ft.)	Job Creation
2023 Qualified <i>Project Pipeline</i>	\$ 1,785,000,000	1,900,000	1,071
2023-2024 <i>Prospects</i>	\$ 970,000,000	2,030,000	685
2023-2024 <i>Prospect Pipeline</i>	\$ 2,755,000,000	3,930,000	1,756